







Dopasuj cienie.



Otocz **czerną** pętlą największego rekina,
a **niebieską** najmniejszego.



Otocz **niebieską** pętlą ryby płynące w lewą stronę,
a **zieloną** ryby płynące w prawą stronę. Policz je.



Podziel nazwy na sylaby.
Narysuj tyle kresek, ile jest sylab w danym wyrazie.



Pokoloruj pola tych sylab, które tworzą wyrazy pasujące do ilustracji.




ZA

DU

AN

ME



KIN

AN

EN

RE



RY

BA

AM

NA




AL

WIE

RYB

LO



DEL

PE

ON

FIN




GLO

LI



NY

MA

Policz elementy i narysuj tyle samo kropek na dole kartki.



Połącz małe zwierzęta morskie z ich dużymi odpowiednikami.




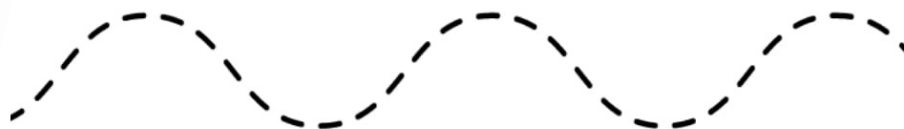


Połącz obrazki tak, aby utworzyły całość.




Połącz takie same obrazki.




Rysuj po śladzie.



delfin




konik morski



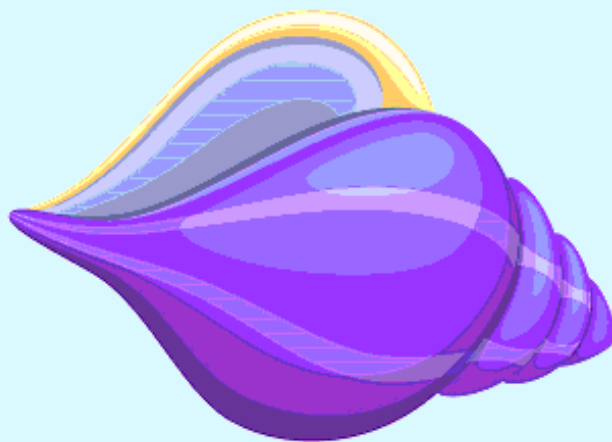

krab



meduza




muszle



ocean




ośmiornica




rafa koralowa




rekin



rozgwiazda



wieloryb



wodorosty



żółw morski

